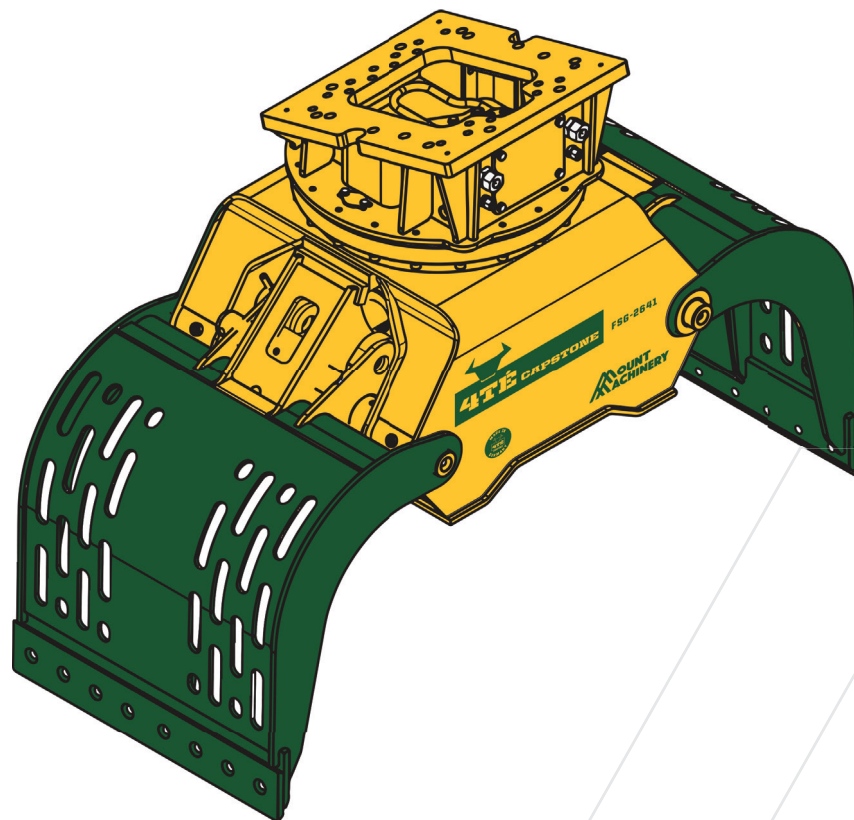




Selector Grab



The 4TÉ CapStone Selector Grab is constructed with an intelligent chassis to prevent twist. Built to last, built to perform.

What does 'Made in Germany' mean to you?

...to us it means;

- superb quality
- built to perform
- built to last
- and the pinnacle of innovation

resulting in this great product we have to offer you.

Leading Performance

The 4TÉ CapStone Selector Grab series have an in-built loading holding valve which locks off the ram to hold the original pressure against the load and prevent dropping. The rotation motors have a protection system installed to restrict the flow and a dump facility to withstand forced rotation.

Among the many great features are:

- load holding valve inside the cylinder
- reinforced rotation motor with integrated shock valve
- high closing force



Mount Machinery
137 Gelderd Road,
Leeds
LS12 6BZ

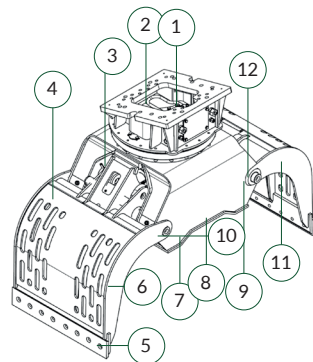
Telephone
+44 (0) 113 244 0244

sales@mountmachinery.com
www.mountmachinery.com





Selector Grab



Key

1. Reinforced rotation motor with integrated shock valve
2. Rotary coupling seals approved up to 500 bar
3. Reinforced buttress
4. Perforated plate for increased visibility and volume
5. Reversible blades made of Hardox 500
6. Direct power transmission via reinforcement sickle
7. Cushioning at cylinder opening extremity
8. In-built load holding valve to prevent dropping
9. Extremely wide bearing
10. Pins made of hardened, tempered and chromed steel
11. Wide support surface for strength
12. Integrated seals on heavy duty bearing

Ease of Handling

Included in the design of this attachment are many little details, each contributing big benefits to the easy handling of this attachment.

- low net weight
- bevelled saddle mounting for kinematics

Easy Maintenance Features

Maintenance plays a crucial part in demolition efficiency - all our attachments are designed with ease of maintenance in mind, reducing downtime and ensuring the product works harder for you.

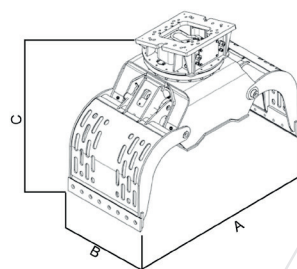
- lubrication with change of position
- reversible blades made of hardox 500

Long Lasting Product

Our products are not just designed to perform brilliantly, but are also build to last.

- hardened ram chrome
- grab made of high quality, hard wearing materials
- rotary coupling seals approved to 500 bar
- cylinder with rear bearing damping
- no ram bleeding required

Technical Details	FSG541	FSG941	FSG1441	FSG1841	FSG2841	FSG3441	FSG4041	FSG5041	FSG6041
Excavator Weight Range (T)	2-5	5-9	8-14	12-18	18-28	20-34	27-40	32-50	45-60
Self Weight excluding saddle (kg)	210	425	760	920	1600	1670	2150	2350	3850
Closing Force (kN)	12	26	38	42	61	64	85	90	115
Jaw Volume (l)	100	140	300	480	640	720	850	1100	1500
A - Jaw Opening (mm)	1137	1350	1750	1860	2100	2200	2400	2400	2425
B - Jaw Width	500	670	700	800	1100	1150	1200	1400	1500
C - Overall Height	703	975	1210	1350	1500	1610	1675	1675	1568
Open/Close Flow (l/min)	35	50	50	65	100	100	100	100	200
Rotation Flow (l/min)	20	20	20	20	20	20	20	20	20
Open/Close Max Pressure (bar)	320	320	350	350	350	350	350	350	350
Rotation Max Pressure (bar)	120	120	170	170	170	170	170	170	170



Mount Machinery
137 Gelderd Road,
Leeds
LS12 6BZ

Telephone
+44 (0) 113 244 0244

sales@mountmachinery.com
www.mountmachinery.com

